



# SELF-TESTING EMERGENCY LUMINAIRES WITH LEDs

## Intelligent Easy LEDs Light



> The "intelligent" luminaires are suitable for large modern buildings where a large number of reliable luminaires with a minimum maintenance cost are required. A very sophisticated, high technology microprocessor monitors and measures all basic operation circuitry, essential for the good operation of the luminaires.

- > Self-testing luminaires
- > Automatic test for Charging - Lamp -Duration
- > Batteries Ni-Cd & Ni-MH
- > Deep-discharge and over charge battery protection
- > TEST button
- > 3 indication LEDs (Charge - Lamp -Duration)
- > Construction material: ABS, Polycarbonate
- > Operation temperature range : 0 to 40 C

- > Relative humidity: up-to 95%
- > Produced in accordance with:  
Duration ÁÍ60598-1  
ÁÍ60598-2-22



- > Automatically and without any interventions, three tests are carried out. A continuous battery test, a lamp test twice a month and a half-yearly full duration test.
- > They have 3 indications LEDs used to show the luminaires operation or fault status. The incorporated TEST button is used to manually active all automatic test modes, if and when required.

The self-adhesive legends below can be provided after order

Transparent self-adhesive legend included in the package



ED15-S-31100/S65L



ED15-S-31100/S65R



ED15-S-31100/S65D



Suitable for each direction

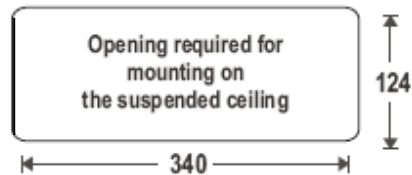
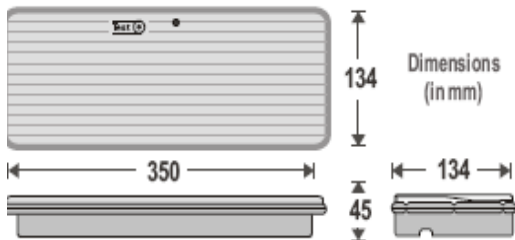
## SELF-TESTING EMERGENCY LUMINAIRES WITH POWER LEDs

### SELF-TESTING, MAINTAINED LUMINAIRES

TYPE	OPERATION VOLTAGE	CONSUMPTION	BATTERY	DURATION	LIGHT OUTPUT	WEIGHT
ED15-GR-315/4P	220-240V AC/ 50-60Hz	6.5VA	4.8/1.5Ah Ni-Cd	90 minutes	125 / 250 lm	810 gr.
ED15-GR-315/6P	220-240V AC/ 50-60Hz	8VA	4.8/3Ah Ni-Cd	90 minutes	200 / 400 lm	1020 gr.
ED15-GR-316/4P	220-240V AC/ 50-60Hz	6.5VA	4.8/3Ah Ni-Cd	3 hours	125 / 250 lm	1010 gr.
ED15-GR-316/6P	220-240V AC/ 50-60Hz	8VA	4.8/4Ah Ni-Cd	3 hours	200 / 400 lm	1060 gr.

### ACCESSORIES

- ED15-Á-3016 Recess mounting base
- ED15-Á-3018 Suspended ceiling mounting springs
- ED15-C-101 Protective metallic grid 250x460x100mm
- ED15-SP-114 Double sided marking panel (PVC 6mm.)
- ED15-S-31100 Exit sticker for the "Easy Light" series



#### OPERATION

Automatic tests are conducted only after a full 24 hour charge cycle. Automatic test execution is postponed if, for any reason, the 24 hours charge cycle is interrupted. All LEDs blink in a slow rate, 24 hours prior to the execution of an automatic test and stop after the test has been conducted in order to show the results of the test.

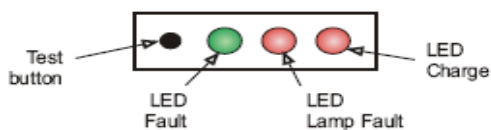
#### 1. Operation Test

This test is conducted every 15 days and consists of a full lamp ignition test, along with all the accompanying circuitry.

#### 2. Duration Test

This test is conducted every 180 days. It consists of a battery duration test and an operation test.

All self testing luminaires contain 3 LEDs (Under the diffuser in the Easy Light series) as shown below.



\* LED: Light Emitting Diode

#### INDICATIONS DURING THE OPERATION

##### Green LED Charge

- Continuously ON means that the luminaire is charging and that the battery is charging correctly.
- Continuously OFF means that the luminaire is in a charging state, but the battery is not connected.

##### Red LED Lamp Fault

- Continuously ON means that the LED circuit is not operational.
- Continuously OFF means that the LED circuit is fully operational.

##### Red LED Fault

- Blinks once per second means that the luminaire has a degraded autonomous duration (requires battery replacement)
- Continuously OFF means that the duration is normal and the microprocessor circuits are fully functional.



LEDs of high luminosity



90 minutes  
3 hours



Ni-Cd  
4.8/1.5Ah,  
4.8/3Ah,  
Ni-MH  
4.8/4Ah



22 Metres



3 years guarantee  
(1 year for battery)



We reserve the right to make changes at any time in order to maintain the highest product quality.