

LED Landscape and Fountain - Pool Light



CORINTH




**RoHS
Compliant**

Applications:

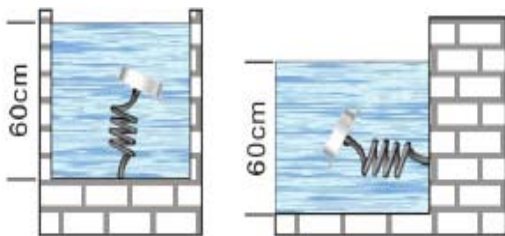
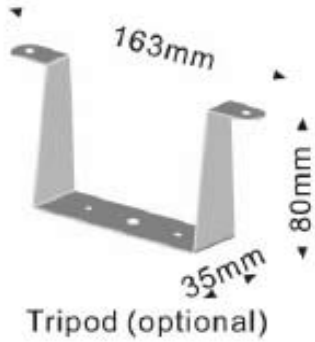
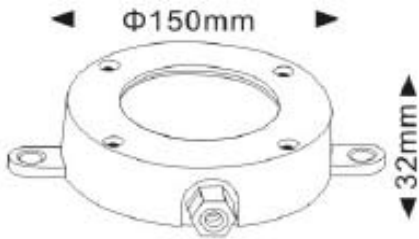
- Fountain Lighting
- Pool Lighting
- Exterior Lighting



Features

Lumen Output	468
Wattage	16.5-Watts
Input Power	100 to 240 Volts
Efficacy	85 lm/W
Color Temperature (CCT)	3500K to 6500K
Color Rendering Index (CRI)	75
Beam Spread	45 Degs
Rated Life	50,000 Hrs
LEDs	6 X Cree High power
Housing	Die Cast Aluminium Toughened Glass
Mounting Options	Base
Dimensions	150mm x 32mm
Power Supply	DMX 350mA Constant Current Driver
Voltage	24 Volts
Warranty	2 Years
Environment	IP68
Approvals	CE Approved and ROHS Compliant

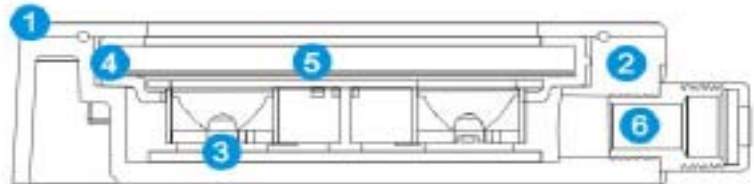
CORINTH



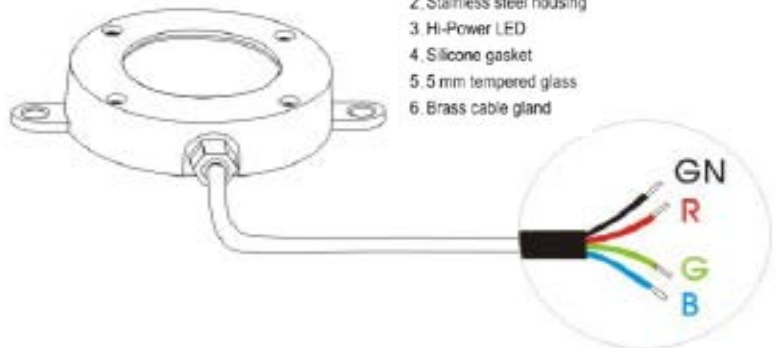
Weights & Thermal Data

Lamp Type	Weight (kg)	Minimum	Maximum
Led	1.32	Operating Temp (-25°C)	Ambient Temp (50°C)

Available Light Output Colours



1. Stainless steel trim
2. Stainless steel housing
3. Hi-Power LED
4. Silicone gasket
5. 5 mm tempered glass
6. Brass cable gland



Order Details

Description Code	Beam Angle	LED Colour Option							
		Red	Green	Blue	Amber	White	Warm White	RGB	RGB 3 IN 1
CORINTH	45	Red	Green	Blue	Amber	White	Warm White	RGB	RGB 3 IN 1
ED60-COR	W	R	G	B	A	C/W	W/W	RGB	RGB3*1
*	*	*							

Example Order (*) ED60-COR-W-R

We reserve the right to make changes at any time in order to maintain the highest product quality.

The Fountain Business Park Ellis Street Coatbridge ML5 3AA
 Phone: 07540 479985 Email: sales@edenillumination.com

The Studio 55 Castle Terrace Leven Fife KY8 5EU
 Phone: 07905 565604 Email: sales@edenillumination.com

Web: www.edenillumination.com

CORINTH REV-A SEP-2009

